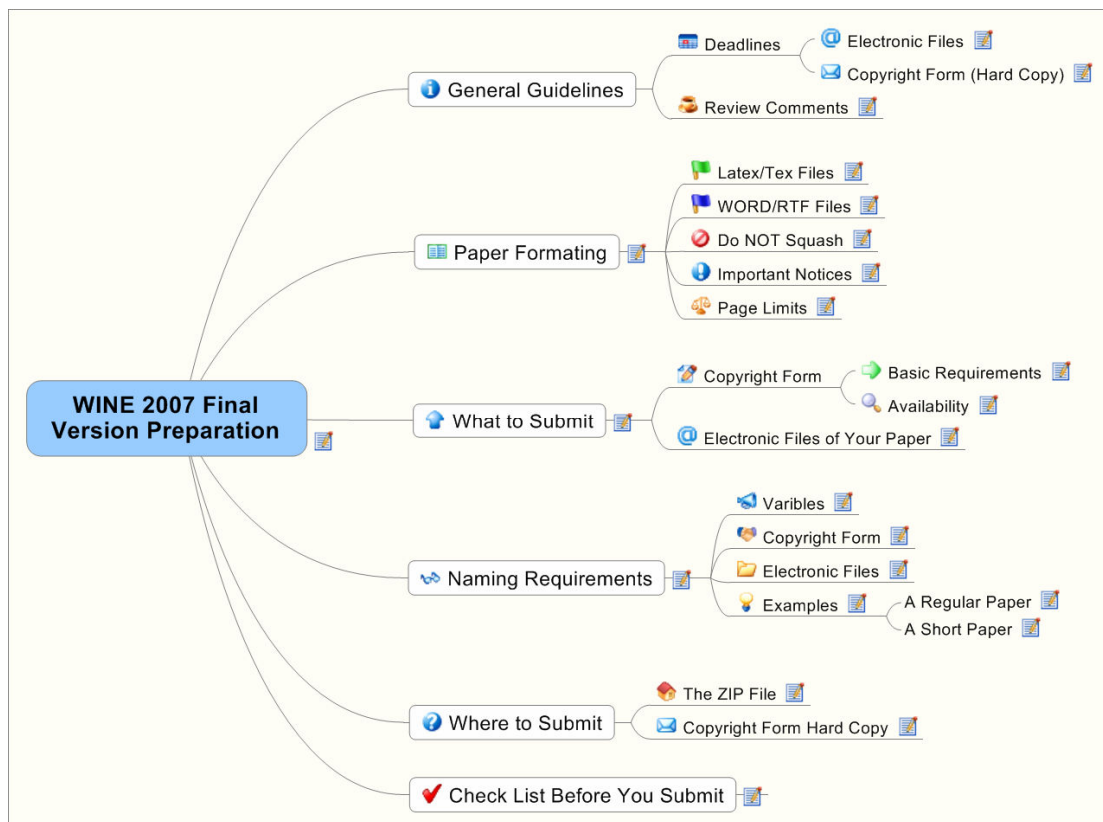











WINE 2007 Final Version Preparation



This documents provide you the guidelines for preparing the final version of your paper, as well as the requirements and method of submitting it. Please read this document **carefully**.

WINE 2007 Final Version Preparation.....	1
1 General Guidelines	2
1.1 Deadlines	2
1.1.1 Electronic Files	2
1.1.2 Copyright Form (Hard Copy)	2
1.2 Review Comments.....	2
2 Paper Formatting	2
2.1 Latex/Tex Files	3
2.2 WORD/RTF Files	3
2.3 Do NOT Squash.....	3
2.4 Important Notices	3
2.5 Page Limits	3
3 What to Submit.....	4
3.1 Copyright Form	4
3.1.1 Basic Requirements	4
3.1.2 Availability	4
3.2 Electronic Files of Your Paper.....	4

4		Naming Requirements	4
4.1		Variables	5
4.2		Copyright Form	5
4.3		Electronic Files	5
4.4		Examples	5
		4.4.1 A Regular Paper.....	5
		4.4.2 A Short Paper	6
5		Where to Submit.....	6
5.1		The ZIP File.....	6
5.2		Copyright Form Hard Copy.....	7
6		Check List Before You Submit.....	7

1 General Guidelines

1.1 Deadlines

1.1.1 Electronic Files

September 16, 2007, 23:59 GMT, is the deadline for uploading the final electronic files.

1.1.2 Copyright Form (Hard Copy)

We must receive the hard copy copyright form by September 16, 2007 at the latest. Please mind the mailing delays (Hong Kong is far away from North America and Europe) and post your copyright form rightaway.

Notice that **both** electronic and hard copies of the copyright form are required.

1.2 Review Comments

The program committee members have put in a significant effort in order to provide useful feedback to the authors. When preparing the final paper, please take into account the referees' comments.

2 Paper Formatting

The proceedings of WINE 2007 will be published in the Springer's LNCS, Lecture Notes in Computer Science, series and be available at the conference. Read carefully Springer's instructions on preparing the manuscript before you submit the final version. See

http://www.springer.com/east/home/computer/lncs?SGWID=5-164-7-72376-0&teaserId=45515&CENTER_ID=99829 .

2.1 🚩 Latex/Tex Files

It is required that you use the lncs.cls style file, which you can download from http://www.springer.com/east/home/computer/lncs?SGWID=5-164-7-72376-0&teaserId=45515&CENTER_ID=99829. Make sure that you follow LNCS template.

2.2 🇺🇸 WORD/RTF Files

You should also use LNCS templates

2.3 🚫 Do NOT Squash

Do not squash your paper by removing vertical spaces or changing font sizes, etc., then the paper will be reformatted and the final pdf will cover more pages than the original. You would risk your paper be truncated improperly ended.

2.4 📢 Important Notices

Three other very important points are:

- firstly, please make sure that there is only one set of source files and pdf files per paper. Any older versions of papers should NOT be sent on to us.
- Secondly, please make sure that, if an author has several papers in one volume, he or she writes his name consistently. This is not only important for the Author Index of the volume, but also for the author himself / herself.
- Thirdly, please make sure that it is clear which of the authors' names are given names and which are surnames. This is particularly important for Chinese or Spanish names. The names appear as initial(s) plus surname(s) in the running heads and surname(s), first name(s) in the author index.

2.5 ⚖️ Page Limits

The page limits are:

- 12 pages for **regular** papers.
- 6 pages for **short** papers.
- US\$100 for each extra page.

3 🏠 What to Submit

It is required that you compress the files with **zip**format into **a single zip file** before you submit.

The zip file you submitted should contain the following components:

3.1 📄 Copyright Form

3.1.1 ➡ Basic Requirements

- All the fields in the copyright form must be **completed**.
 - Volume Editors: Xiaotie Deng and Fan Chung Graham
- At least one author of each accepted paper must **sign** the copyright form.
- Should be scanned in a **pdf** file and zipped in your electronic files to upload into the submission system,
 - or fax it to Xiaotie Deng at (+852) 2788-8614 (**ATTN¹: Xiaotie Deng**)

3.1.2 🔍 Availability

It is available at the [conference homepage](#). It is also available at the homepage of springer. A hyperlink is provided at the conference homepage.

3.2 @ Electronic Files of Your Paper

- **text** files (latex, tex or word files) and .eps files for the figures
- the final **DVI** file (for papers prepared using LaTeX or TeX)
- the **pdf** file of the final version of your paper

4 🗑️ Naming Requirements

To avoid confusion, it is required that you follow a **strict** naming convention of all your electronic

¹ Since the fax number is shared by the entire department, please remember to put “ATTN: Xiaotie Deng” on the faxed document.

files.

4.1 📁 Variables

We use the following variables to help explain the naming conventions. Variables are those included in "(" inclusive and ")" inclusive.

- (TYPE): Reflects the type of your paper.
 - If your paper is a **regular** paper then it equals to **wine**.
 - If your paper is a **short** paper then it equals to **wineshort**.
- (NNN): The **3 digit** paper id assigned to you by the easychair system. For example, if your paper id is 9, then it equals to **009**.
- (SEQ): To distinguish several files of the same type (e.g., EPS files) use characters a, b, c,... in this field.
- (EXT): Identifies the file type according to the conventions. (e.g. tex, ps, pdf, etc.).

4.2 📄 Copyright Form

(TYPE)-copyright-(NNN).PDF

4.3 📁 Electronic Files

If the file is the only one of its (EXT), then:

(TYPE)(NNN).(EXT)

Otherwise, when there are multiple files with the same (EXT):

(TYPE)(NNN)(SEQ).(EXT)

4.4 💡 Examples

Please find some examples for explaining the naming requirements.

4.4.1 A Regular Paper

Suppose you have a regular paper whose ID is "120", and you have 1 ".tex" file, 1 ".bib" file, 3 ".eps" files, then your files are as follows:

- wine120.tex
- wine120.bib

- wine120a.eps
- wine120b.eps
- wine120c.eps
- wine120.dvi
- wine120.pdf
- wine-copyright-120.pdf

You should compress all the files in to: **wine120.zip** and submit only this zip file to the system.

4.4.2 A Short Paper

Suppose you have a short paper whose ID is 9, and you have only a ".tex" file and a ".bib" file, then your files are as follows:

- wineshort009.tex
- wineshort009.bib
- wineshort009.dvi
- wineshort009.pdf
- wineshort-copyright-009.pdf

You should compress all the files in to: **wineshort009.zip** and submit only this zip file to the system.

5 Where to Submit

5.1 The ZIP File

For **regular** papers, submit the zip file to:

<http://www.easychair.org/WINE2007/>

For **short** papers, submit the zip file to:

<http://www.easychair.org/WINE2007/short/>

5.2 Copyright Form Hard Copy

Besides the electronic copy, a hard copy of the copyright form is also required. Please mail your hard copy to the following address:

Prof. (Chair). Xiaotie Deng

Department of Computer Science

City University of Hong Kong

83 Tat Chee Ave., Kowloon,

Hong Kong, P. R. China

Tel: (+852) 2788 8632

Fax:(+852) 2788 8614 (ATTN²: Xiaotie Deng)

6 Check List Before You Submit

1) Acknowledge receipt of this notification, and confirm

- title

- list of authors

- complete affiliations for all authors

- contact author's email (NOTE, Springer will use this address to contact the author to confirm the camera-ready version before publication.)

2) Followed the Springer's LNCS Authors Instructions at http://www.springer.com/east/home/computer/lncs?SGWID=5-164-7-72376-0&teaserId=45515&CEN TER_ID=99829 in preparing final copy.

3) Download the copyright form, and scan the signed form in PDF format, zip it in the final zip file, also mailed a hard copy today.

4) Revise your paper taking into account the referees' comments.

5) PAGE LIMIT - 12 pages for regular papers and 6 pages for short papers in the Springer's LNCS proceedings FORMAT. You may exceed the limit by up to five pages, charged at US\$100 per extra

² Since the fax number is shared by the entire department, please remember to put "ATTN: Xiaotie Deng" on the faxed document.

page.

6) The file names of all your files satisfies the naming requirements stated in this document.

6) Zip all source files (see the Springer's definition at the above link) plus PDF file of your camera-ready paper AND the copyright form. Check the ZIP file to make sure it satisfies the naming requirements stated.

7) Upload the zipped file. The server will be closed by September 16, 23:59 GMT, and any late submission will not be accepted.